



**Winter 2017 Instructor Report for PSY 311 - Physiological Psychology -
70009 (Hung-Tao Chen)**

EKU Course Evaluation W17

Project Audience 7

Responses Received 7

Response Ratio 100%

Prepared by Ashley Twehues

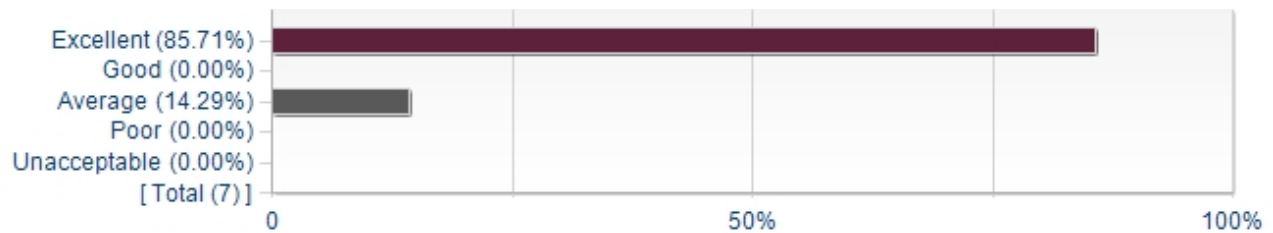
Creation Date Thu, Jan 18, 2018



Overall instructor ratings comparison

Question	Instructor			Department (PSYC)			College (College of Ltrs, Arts, SocSci)			University		
	Mean	Median	Standard Deviation	Mean	Median	Standard Deviation	Mean	Median	Standard Deviation	Mean	Median	Standard Deviation
Overall, I rate this instructor as...	4.71	5.00	0.76	4.56	5.00	0.88	4.60	5.00	0.96	4.66	5.00	0.80

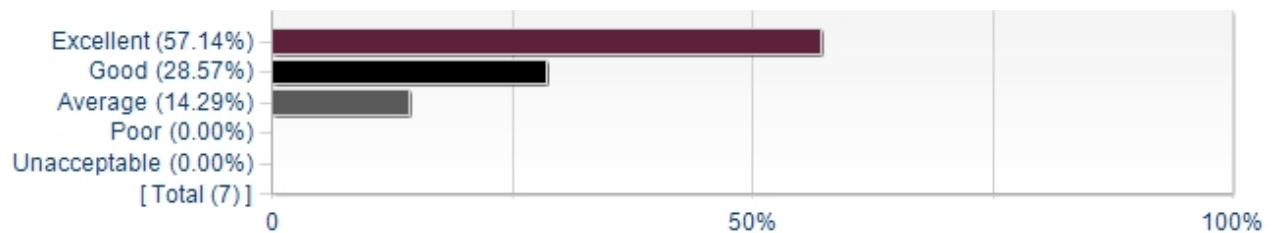
Overall, I rate this instructor as...



Overall quality of course comparisons

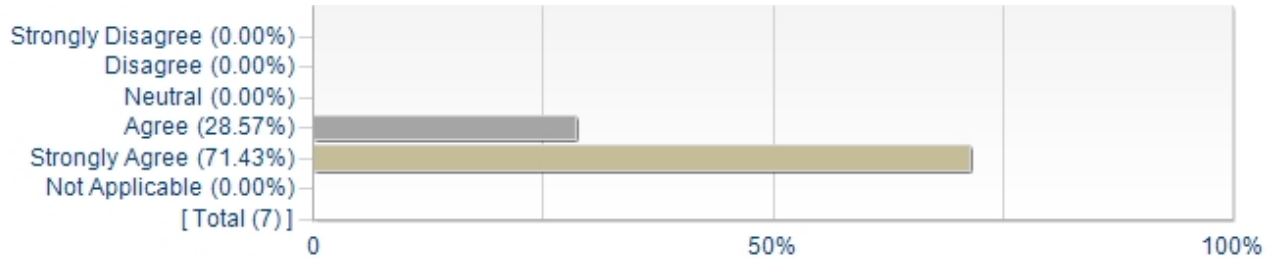
Question	Instructor			Department (PSYC)			College (College of Ltrs, Arts, SocSci)			University		
	Mean	Median	Standard Deviation	Mean	Median	Standard Deviation	Mean	Median	Standard Deviation	Mean	Median	Standard Deviation
The overall quality of this course was...	4.43	5.00	0.79	4.33	5.00	0.87	4.58	5.00	0.78	4.53	5.00	0.77

The overall quality of this course was...



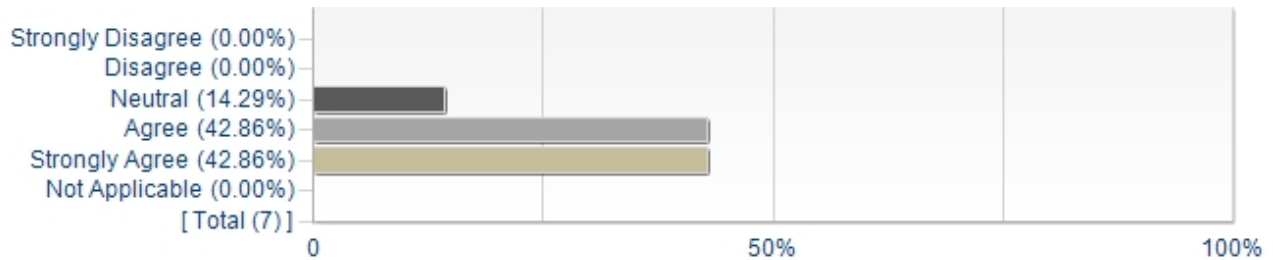
Please rate your level of agreement with the following statements about your Instructor:

1. The instructor was available to provide help if requested (in person, by email, office hours, etc).



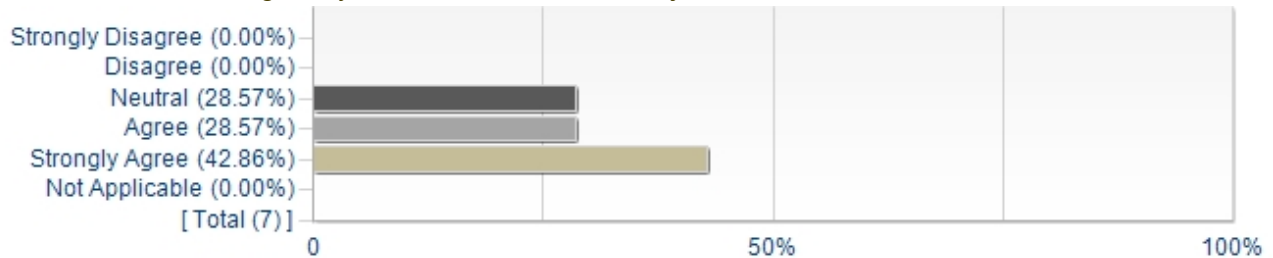
Statistics	Value
Response Count	7
Mean	4.71
Median	5.00
Standard Deviation	0.49

2. The instructor provided feedback on my performance.



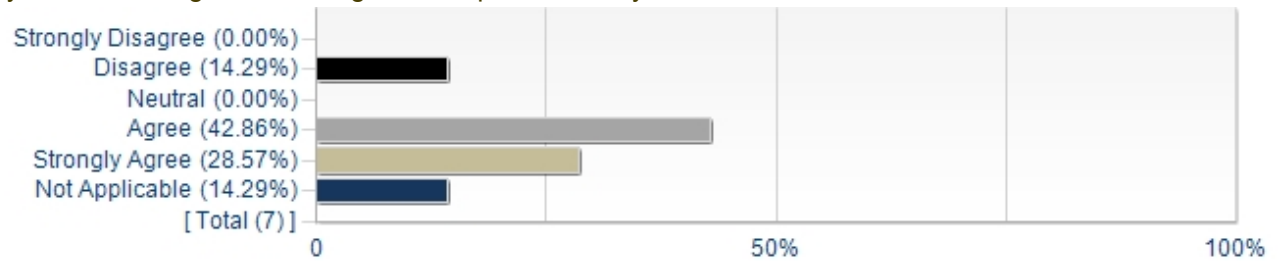
Statistics	Value
Response Count	7
Mean	4.29
Median	4.00
Standard Deviation	0.76

3. The instructor encouraged my interest in the course subject matter.



Statistics	Value
Response Count	7
Mean	4.14
Median	4.00
Standard Deviation	0.90


4. My instructor taught me strategies to help me critically read academic texts and material.



Statistics	Value
Response Count	7
Mean	4.00
Median	4.00
Standard Deviation	1.10

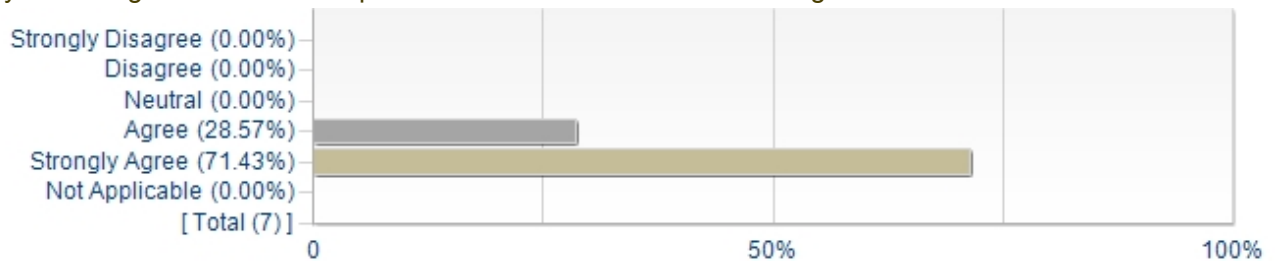
Please rate your level of agreement with the following statements about your course:

1. Course activities and materials such as lectures, assignments, reading, videos, discussion, etc. supported the learning goals of this course.



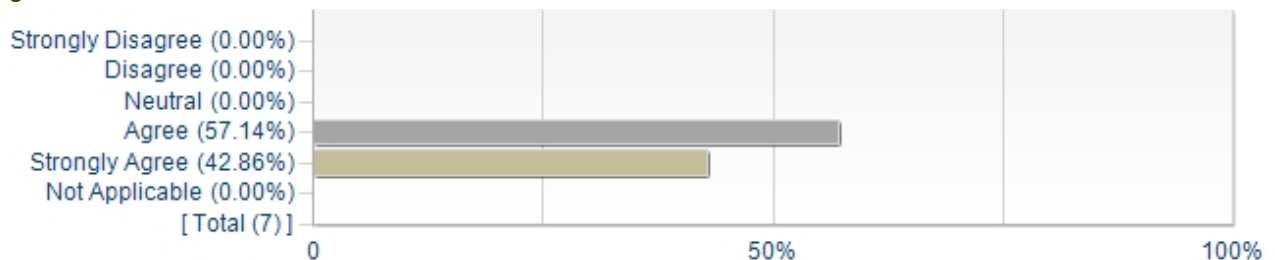
Statistics	Value
Response Count	7
Mean	4.86
Median	5.00
Standard Deviation	0.38

2. My knowledge of the course topic has increased as a result of taking this course.



Statistics	Value
Response Count	7
Mean	4.71
Median	5.00
Standard Deviation	0.49

3. I strengthened skills such as critical thinking, writing, communication, technical abilities, etc. as a result of taking this course.



Statistics	Value
Response Count	7
Mean	4.43
Median	4.00
Standard Deviation	0.53

What did the instructor do that helped you learn?

Comments

He made the topics very interesting and encouraged us to discuss with one another.

He replied promptly and clarified well.

Providing multiple opportunities to apply our knowledge by giving plenty of quizzes and discussion assignments.

Online lectures and frequent emails

Available through email, and commented on students' discussion board posts.

Dr. Chen's lecture videos are always helpful. He has a knack for focusing on the most important points, and for connecting the dots from the reading.

What aspects of this course helped you learn?

Comments

I liked how he gave a paragraph ahead of the discussion to show us useful information.

The multiple quiz attempts really helped learning.

The suggested readings and multiple quiz opportunities.

The discussion boards

Offering multiple attempts on quizzes actually is beneficial to learning. Typically when you get to take the quiz once and see what you missed, that's it, the quiz is over and you move on. But when you see the question you missed, look up the answer again and see what you did wrong and why you were wrong, and then retake the quiz, it makes for a more effective learning experience.

The textbook was user-friendly.

What could the instructor change about the course that would help you learn?

Comments

Nothing.

I would be heading in the same direction the professor is already doing.

What other comments do you have about this course?

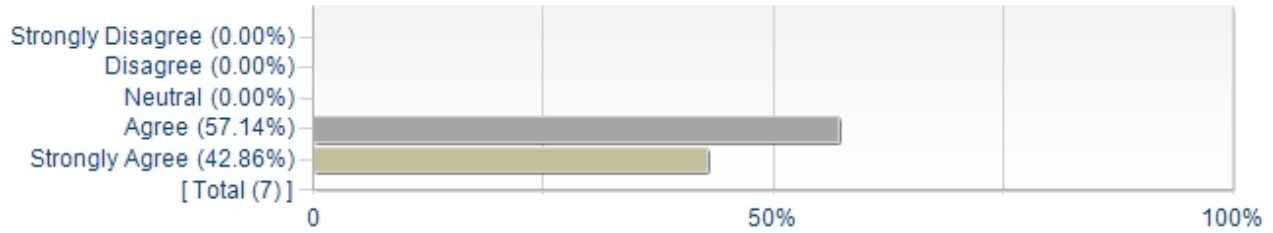
Comments

It was a great course!

Great course.

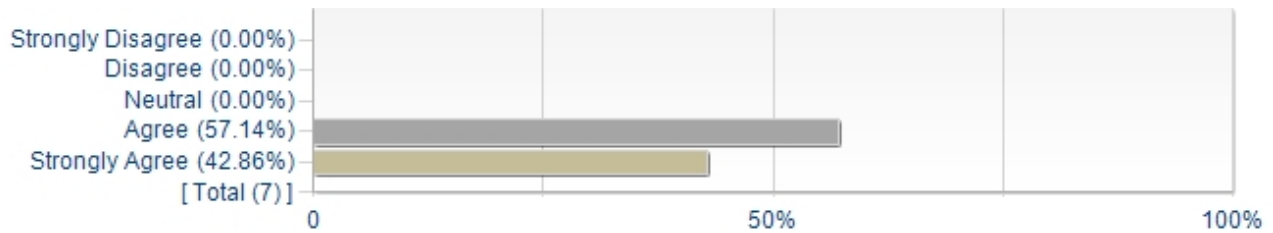
The compressed timeline of the Winter term made it a little more challenging, but I think that would be true with any Winter Term class.

Course objectives were clear.



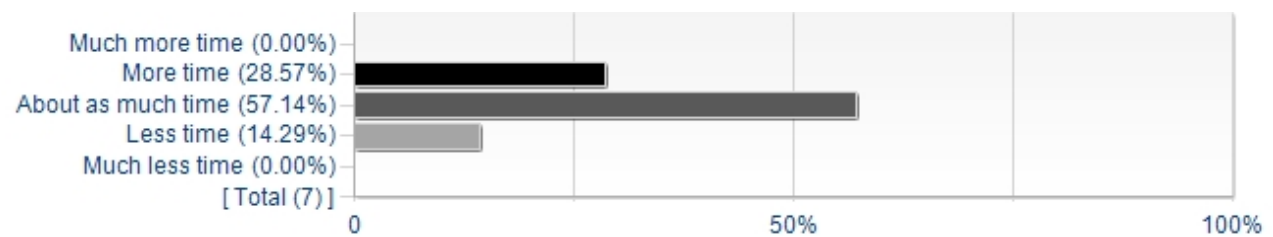
Statistics	Value
Response Count	7
Mean	4.43
Median	4.00
Standard Deviation	0.53

Tests reflect course content.




Statistics	Value
Response Count	7
Mean	4.43
Median	4.00
Standard Deviation	0.53

Compared to other courses you've taken how much time did this course require?



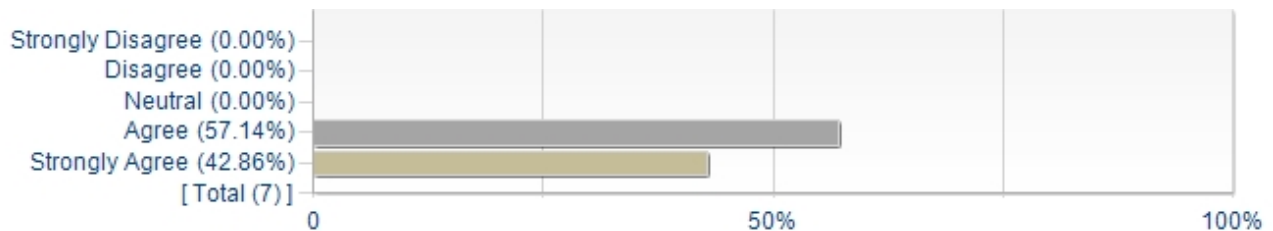
Statistics	Value
Response Count	7
Mean	2.86
Median	3.00
Standard Deviation	0.69

The course text(s) and/or readings were useful.



Statistics	Value
Response Count	7
Mean	3.86
Median	4.00
Standard Deviation	0.38

Course used technology and multimedia effectively to promote student learning.

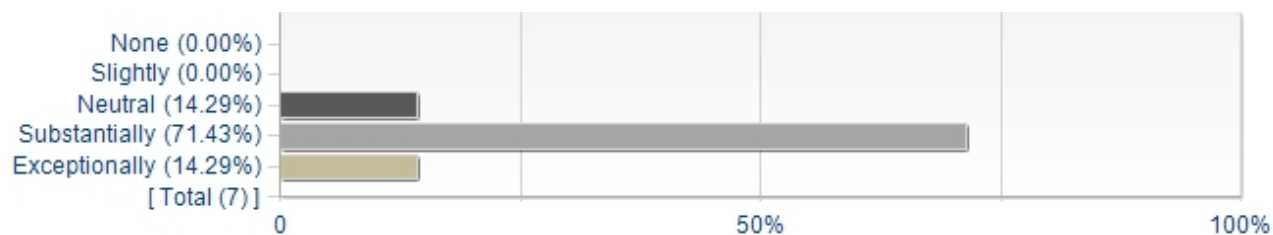


Statistics	Value
Response Count	7
Mean	4.43
Median	4.00
Standard Deviation	0.53

What did you like least about this course?

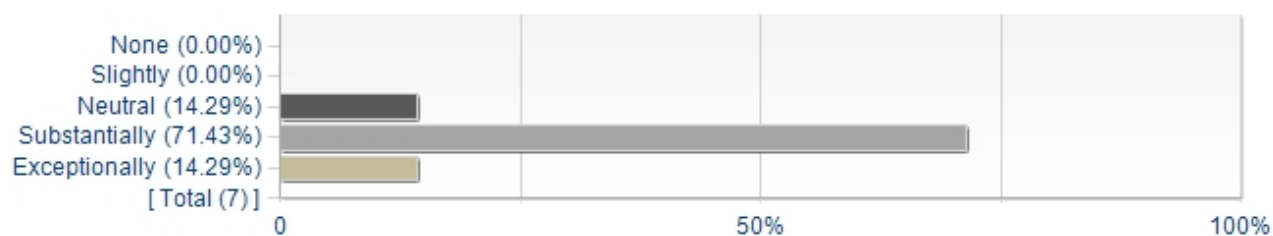
Comments
There weren't enough students involved in discussion posts.
Nothing
The prezi presentation. I like having options on how to present when creating a presentation
I always felt rushed, but I think that was a consequence of taking a fast-paced class over the holidays.

This course allowed me to gain factual knowledge (terminology, classifications, methods, trends).



Statistics	Value
Response Count	7
Mean	4.00
Median	4.00
Standard Deviation	0.58

This course allowed me to learn fundamental principles, generalizations, or theories.



Statistics	Value
Response Count	7
Mean	4.00
Median	4.00
Standard Deviation	0.58